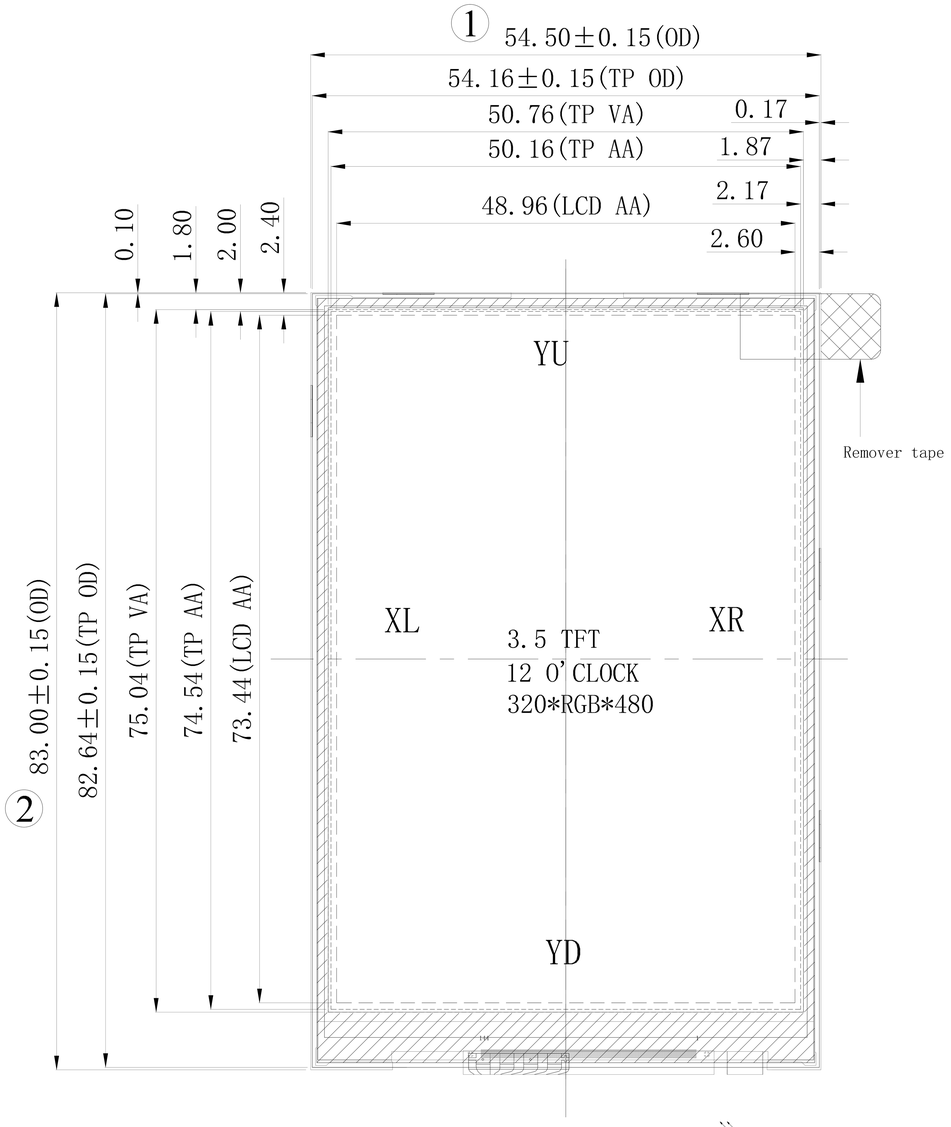

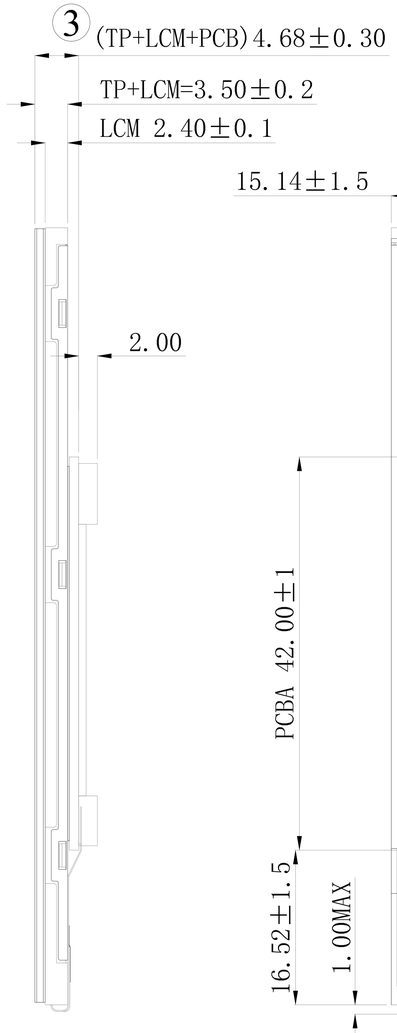

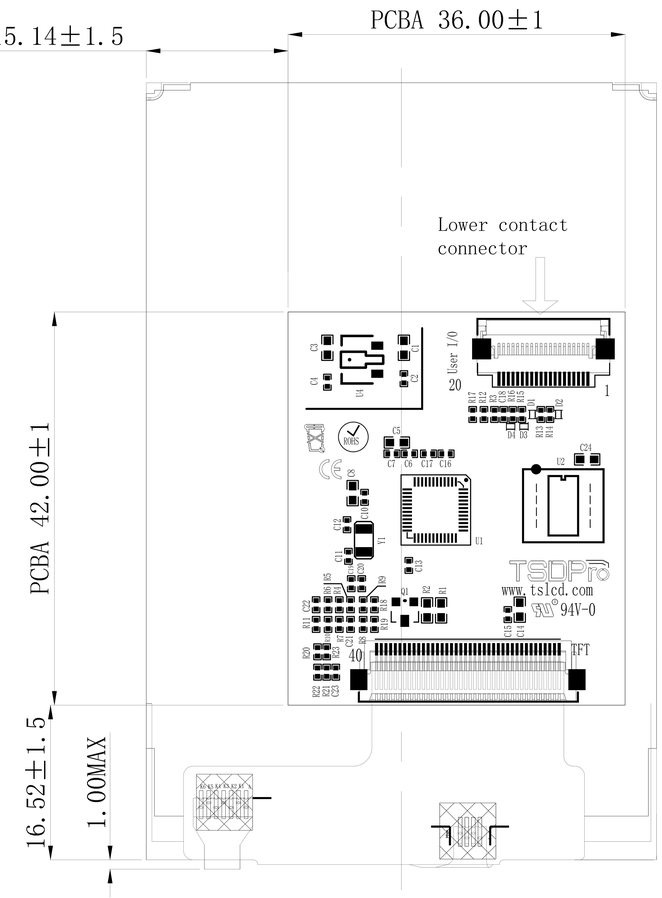

PIN	DESCRIPTION
1	VDD+5V
2	VDD+5V
3	NC
4	GND
5	GND
6	Uart_TXD/NC
7	Uart_RXD/NC
8	GND
9	PA_EN/NC
10	WAV/NC
11	GND
12	USB_DM
13	USB_DP
14	GND
15	GND
16	Uart_TXD
17	Uart_RXD
18	SYS_RST
19	BUSY
20	GND

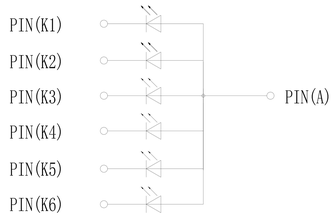

LED CIRCUIT DIAGRAM:

NOTES:
1. GENERAL TOLERANCE: ±0.2
2. ( )REFERENCE DIMENSION
3. Important dimension: 1 3

Features :
1.Use PC software editor UI;
2.USB port update;
3. UART interface,applicable to small microcontrollers with limited resource,such as 8051,AVR,PIC,Z80,ARM and etc.
4. Option: UART can be converted to RS-232、RS-485 or USB serial port.

LCD Type	3.5"TFT,Transmissive Normally White,TN
Resolution	320(RGB)*480
View Direction	12 o'clock
LCD driver IC	ILI9488
Coloer depth	65K
Interface types	Uart
Operating voltage	VDD:+5V;I/O:3.3V
With TP/Lens	with RTP
Backlight	6 LEDs,120mA(typ),3.2V(ref.)
Surface luminance	220 cd/m² (typ)
Operating temperature	-20℃~70℃
Storage temperature	-30℃~80℃
Color chromaticity	[white] x:±0.03/y: ±0.03

版本 (Version)	变更记录(Revise History)	日期(Date)
A0	Initial release	2022.08.03

设计(DESIGN)	Bill	TITLE: LCM+PCBA	页面(Page) 1 / 1
审核(CHECKED)	Aron		单位(Unit) mm
批准(APPROVED)	Aron	Drawing No. ProLCD-T035P01	比例(SCALE) 1 : 1
客户承认 (CUSTOMER APPROVAL)			角度(Angle)

TSD™ 一众显示 TEAM SOURCE DISPLAY