Front View

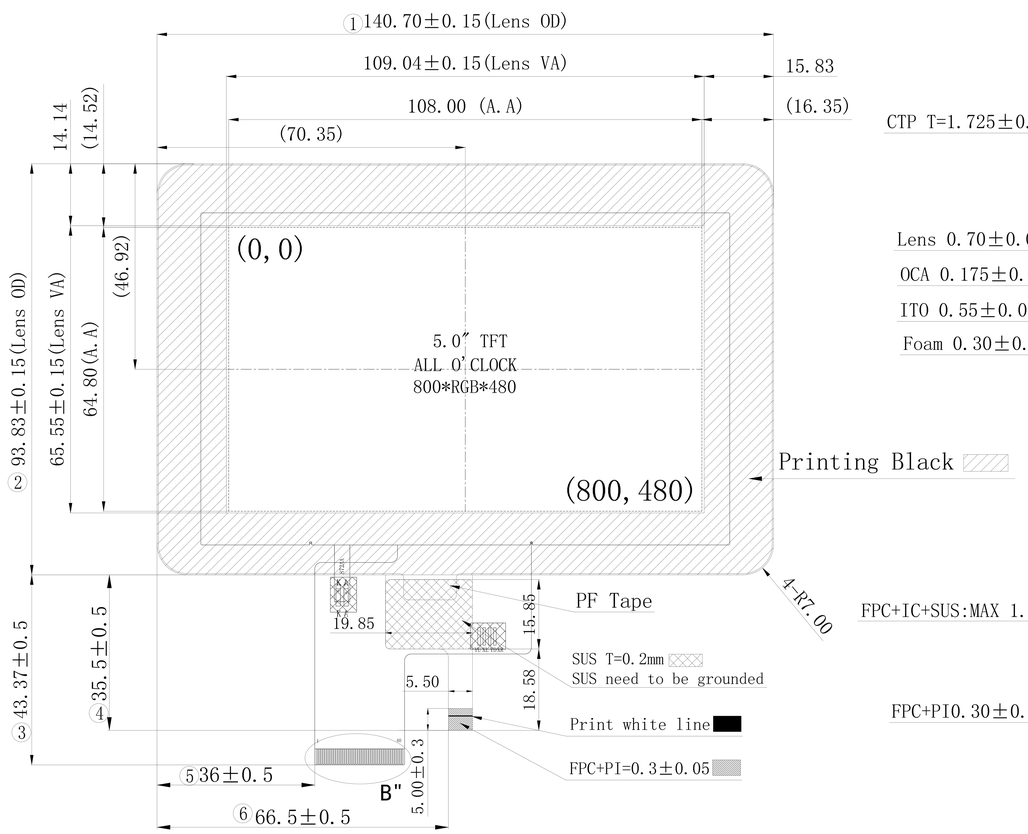

Side View

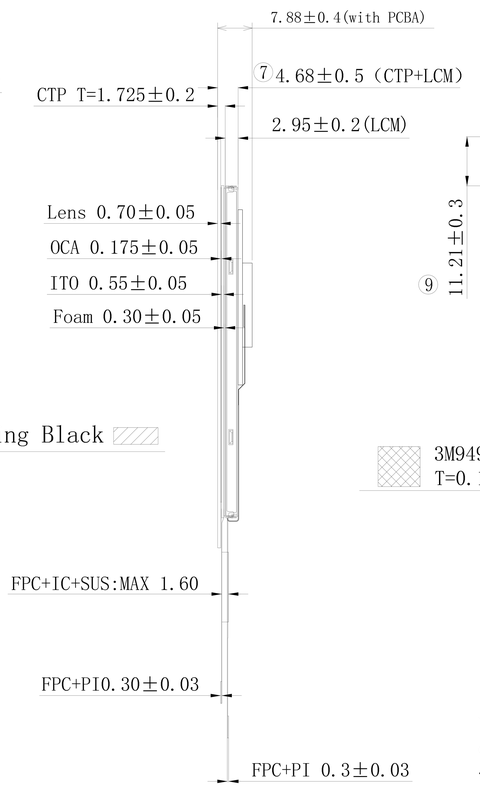

Back View

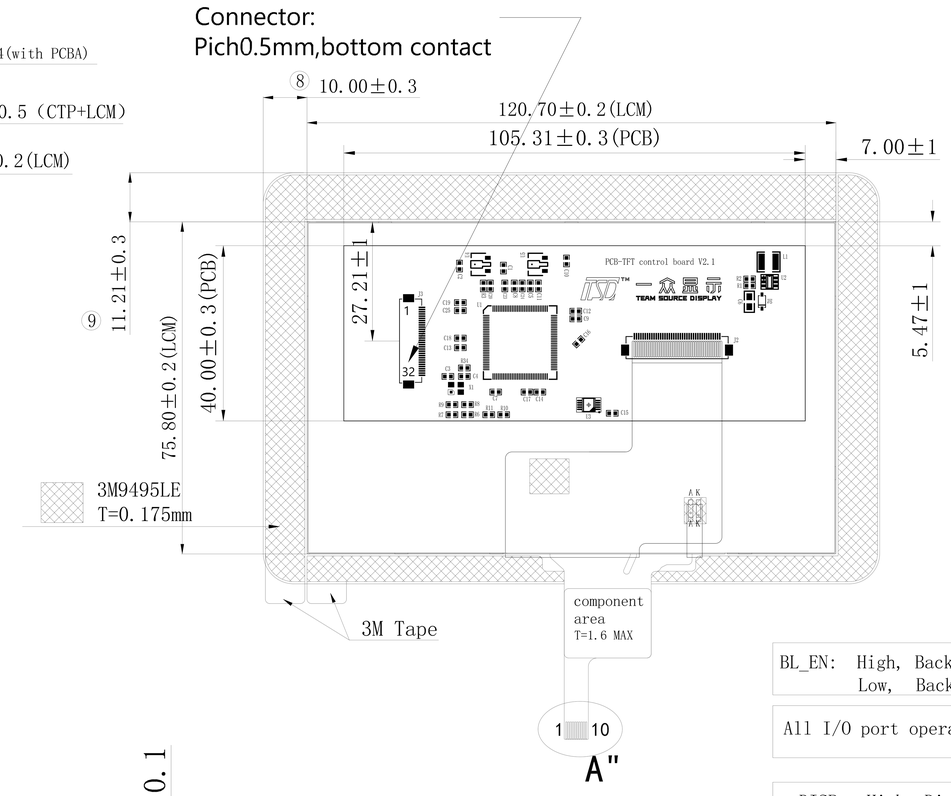

LCM PIN

Pin NO.	Symbol
1	GND
2	VCC(5.0V)
3	BL_EN
4	RS
5	WR
6	RD
7	DB0
8	DB1
9	DB2
10	DB3
11	DB4
12	DB5
13	DB6
14	DB7
15	DB8
16	DB9
17	DB10
18	DB11
19	DB12
20	DB13
21	DB14
22	DB15
23	NC
24	NC
25	CS
26	RESET
27	NC
28	XR
29	YD
30	XL
31	YU
32	DISP

BL_EN: High, Backlight ON;
Low, Backlight OFF.

All I/O port operating voltage is 3.3V.

DISP: High, Dislay ON;
Low, Display OFF.

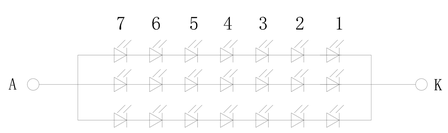

CURRENT:IF=20*3=60mA,21.7V(typ)

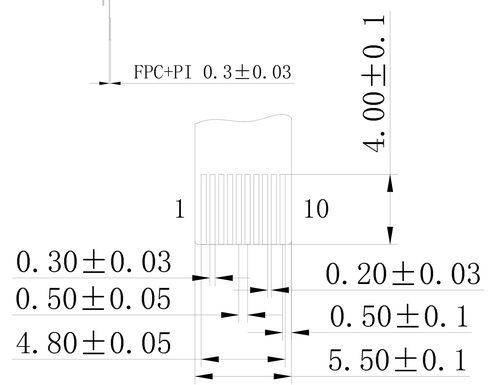

DETAIL″A″(4:1)

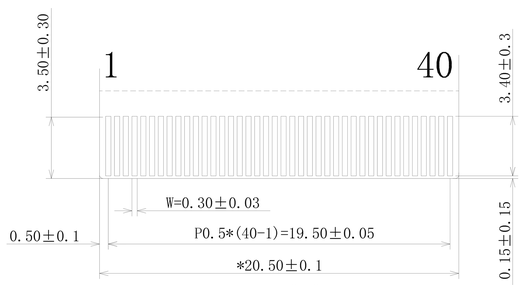

DETAIL ″B″ (4:1)

CTP PIN

PIN NO	DINFINATION
1	NC
2	NC
3	RST
4	GND
5	INT
6	SDA(3.3V)
7	SCL(3.3V)
8	GND
9	GND
10	VDD(3.3V)

NOTES:

1. GENERAL TOLERANCE:±0.2
2. ( )REFERENCE DIMENSION
3. Important dimension: ① ⑨

LCD Type	5.0"TFT,Transmissive Normally black,IPS
Resolution	800(RGB)*480
View Direction	All o'clock
LCD driver IC	SSD1963
Coloer depth	65K/262K/16.7M
Interface types	MCU8-bit/16-bit
Operating voltage	VCC=5.0V,I/O=3.3V
With TP/Lens	With CTP(IC:FT5446DQS)
Backlight	21 LEDs,60mA,21.7V(typ)
Surface luminance	720~800 cd/m²
Operating temperature	-20°C~70°C
Storage temperature	-30°C~80°C
Color chromaticity	[white] x:/y:

版本 (Version)	变更记录(Revise History)	日期(Date)
A0	Initial release	2022.01.20

设计(DESIGN)	Bill
审核(CHECKED)	Aron
批准(APPROVED)	Aron
客户承认 (CUSTOMER APPROVAL)	

TEAM SOURCE DISPLAY

TITLE: LCM+CTP+PCBA	页面(Page) 1 / 1
	单位(Unit) mm
Drawing No. TSM050WVBS-51BC	比例(SCALE) 1 : 1
	角度(Angle)